

WAVES
THAT
HEAL

MARK CLEMENT

THE WAVES THAT HEAL

The New Science of Radiobiology

A short account of the theories of G. Lakhovsky with results obtained in the treatment of plants, animals and human beings.

With 20 illustrations

by
MARK CLEMENT

First published in 1949
Reprinted 1963 By
Health Research
P. O. Box 850 Pomeroy, WA 99347
www.healthresearchbooks.com.

CONTENTS

INTRODUCTION

I. LAKHOVSKY'S GENERAL THEORY

II. MEDICAL REPORTS ON LAKHOVSKY'S OSCILLATING CIRCUITS

1. Dr. Paul Araujo's Report
2. Professor S. Attilj's Report
3. Dr. D. Marcus' Report
4. Dr. F. Barinque's Report
5. Dr. B. de Sandfort's Report
6. Dr. C. Perineaus Report
7. Red Cross Dispensary - St. Joseph's Orphanage, Deauville, France. Reports by Sister Marie de l'Annonciation
8. Dr. N. Vaccaro's Report
9. Dr. E. Cincin's Report

III. THE MULTIPLE WAVE OSCILLATOR

1. Medical Reports
 - (a) Cancer
 - (b) Exophthalmic Goitre
 - (c) Enlarged Prostate
 - (d) Gastro-duodenal ulcer and other affections
2. Dr. N. Gentile's Report
3. Dr. Alexander Francis's Report
4. American Reports

IV. REMARKABLE EFFECT OF OSCILLATING CIRCUITS ON ANIMALS

V. FUTURE DEVELOPMENTS OF LAKHOVSKY'S THEORIES

CONCLUSION

Appendix

NOTICE

Statements in this publication are recitals of scientific findings, known facts of physiology and references to ancient writings as they are found. We do not claim this book furnishes accurate information as to an effective treatment or cure of the diseases discusses - according to currently accepted medical opinion. The reader must accept the responsibility of choosing his own doctor in time of sickness.

Preconceived opinions regarding treatments cannot be changed overnight by the reading of a single book. Healing is an art and not a science - what „heals” one will not necessarily heal another. This is the reason doctors „practice” on their patients. If treatment would cure - then it would be logical to treat the patient 24 hours a day and hurry the process. Nature does not work in this manner. We believe that all healing is done by nature in the human body (man does little).

This book has been republished because of public demand. It is offered for informative purposes only. We will not enter into any correspondence regarding this book nor the author.

HEALTH RESEARCH
July 10, 1963

LIST OF ILLUSTRATIONS

PLATE

I. Photograph of Geranium treated by means of an open oscillating circuit.....	14
II. Photograph of same Geranium after cure.....	15
III. Photograph of same Geranium, three years after treatment with Lakhovsky's oscillating circuit, showing remarkable development.....	16

FIGURE

1. Microscopic view of various elements entering into the Composition of a Cell.....	11
2. Lakhovsky's Multiple Wave Oscillator.....	29
3. Lakhovsky's Multiple Wave Oscillator. Close-up of Transmitter in action, showing effluve (electric brush).....	30
4. Case 1. Madame C. Before Treatment.....	32
5. Case 1. Madame G. After Treatment.....	33
6. Case 2. Mr. M. M. Before Treatment.....	34
7. Same Case. After seven applications of the Multiple Wave Oscillator.....	34
8. Same Case. Three months after treatment.....	35
9. Case 3. Madame S. Before Treatment.....	36
10. Case 3. Madame S. After Treatment.....	37
11. Case 4. Mr. J.S. Before Treatment.....	38
12. Case 4. Mr. J. S. After Treatment.....	39
13. Case 5. Radium burn - Before Treatment.....	40
14. Case 5. Radium burn - After Treatment.....	40
15. Case 6. Exophthalmic Goitre. Before Treatment.....	41
16. Case 6. Exophthalmic Goitre. After Treatment.....	41
17. Diagram showing where oscillating circuits should be worn.....	63

INTRODUCTION

On the day Hitler's mechanised hordes drove into Prague a book was published in London entitled „The Secret of Life” by Georges Lakhovskwy* a Russian-born engineer resident in Paris. The book had previously appeared in French, German, Italian and Spanish translations and Lakhovsky's theories were well known on the Continent long before the English translation was published.

The evil designs of the Nazis soon gave rise to depressing repercussions in all spheres of human activity and Lakhovsky's remarkable work was left virtually unnoticed in this country by the medical profession and the public alike. A few discerning critics, however, expressed their views with appreciative understanding. The Hospital said, „Lakhovsky's theories are so interesting from the point of view of future developments that it will repay any keen hospital officer to give them his close attention.” The Medical World observed „The book is one of more than ordinary interest ... It looks as if many formerly hopeless diseases may become capable of alleviation or even cure.” And Science Forum went further. „The admirable translation of Lakhovsky's The Secret of Life will be heartily welcomed in progressive circles. The general theory is one which physicists, biologists and medical men cannot afford to ignore.”

But these were voices in the wilderness and the field for experimental investigation was left open to a few amateurs devoid of scientific training and lacking the necessary material resources. One sometimes wished that the flame of their enthusiasm could have been extinguished for such enthusiasts often start with preconceived notions and come to foregone conclusions.

The impartial investigation of claims of cure of various diseases by unorthodox methods demands high qualities of mind and character possessed by very few men indeed. Scientific truth is no respecter of persons or of vested interests, and Lakhovsky's spectacular results in the treatment of plants, animals and human beings were inevitably bound to antagonise orthodox practitioners and exponents of popular medical cults.

On the Continent Lakhovsky's work attracted a great deal of attention in scientific circles, particularly in Germany and in Italy. Italian investigators were among the first to study Lakhovsky's theories and put them to the test in laboratories and clinics. It was, of course, to be expected that the new science of Radiobiology should make a special appeal to the intellectual heirs of Galvani, Volta and Marconi. It is somewhat depressing to observe that in the country of Faraday and Clerk Maxwell, Lakhovsky's theories have not yet received the attention they deserve.

* The Secret of Life — Cosmic Rays and Radiations of Living Beings — by Georges Lakhovsky. Translated from the French by Mark Clement. With a Preface by Professor d'Arsonval Heinemann (Medical Books), Ltd., London, 1939 Second Revised Edition. True Health Publishing Company. London, 1949.

Lakhovsky has been criticised by physicists ignorant of biology and by biologists ignorant of physics. These self-appointed censors of knowledge soon found they were confronted with a redoubtable opponent who fully realised the value of experimental evidence. Its publication resulted in causing annoyance to the custodians of infallible doctrines who made up with carping verbiage what they lacked in clarity of vision. But Lakhovsky's achievements with his oscillating circuits supported by astonishing photographs of regenerated tissues in plants and human beings could not be exploded by mere verbal fireworks, and as evidence accumulated the scepticism of hostile critics relapsed into a morose silence. The indisputable fact remains that Lakhovsky was the first experimenter to make use of high frequency electro-magnetic waves in the domain of biology. Thus out of the application of radio-electricity to biology his work developed and gradually established the foundations of the new science of Radiobiology. The first international Congress of Radiobiology was held in Venice in 1934. A leading authority on electro-therapy, the late Dr. E. P. Cumberbatch, wrote: „Although it had frequently been observed that the short Hertzian waves could produce heat at a distance from the transmitter the first scientific investigation from a biological point of view was made by Lakhovsky and his colleagues who published a paper in 1924 on the effects of very short waves on cancer in plants.”

Furthermore, the French version of „The Secret of Life” was sponsored by Professor d'Arsonval, one of the greatest scientists of our age, who wrote a preface in which he stressed the necessity for research with an open mind unshackled by academic conceptions.

When France was occupied by German troops Lakhovsky, being a prominent anti-Nazi, decided to leave Paris and made his way to New York where he died in 1942 at the age of 73.

In the United States Lakhovsky's theories were put to the practical test with typical American speed. Noticing that patients treated with Lakhovsky's Multiple Wave Oscillator showed signs of rejuvenated appearance the possibility of exploiting this side-effect proved irresistible to an enterprising „beautician.” A film was made featuring cases after treatment with Lakhovsky's Multiple Wave Oscillator, which proved to be both interesting and convincing.

In New York Lakhovsky was approached by several hospitals with a view to testing his apparatus experimentally.

The remarkable results obtained with Lakhovsky's Multiple Wave Oscillator in a large New York City hospital, and also by a prominent Brooklyn urologist are fully set out in the text.

In this country, owing mainly to the inauspicious time at which Lakhovsky's major work was published, very little interest has been shown on the part of those best qualified to judge of its merits. The medical profession, whose conservatism is the most formidable barrier to progress, has been notoriously slack in investigating the new radio-electrical methods of treating disease as originated by Lakhovsky.

The present work „*The Waves That Heal*” is a brief account of Lakhovsky's theories and results obtained by the application of his methods together with a number of observations made by medical practitioners and others on the healing effects of Lakhovsky's oscillating circuits. Special attention is drawn to the striking results obtained in treating animals which should commend themselves to all animal lovers.

It is in the hope of stimulating interest among the ranks of the younger medical men and scientists that the publication of this outline of Lakhovsky's theories and practical results has been undertaken, for it is evident that a vast and unexplored field of research has been opened up awaiting the arrival of keen investigators with a new vision and a new hope of conquering disease in its numerous manifestations.

CHAPTER I LAKHOVSKY'S GENERAL THEORY

The fundamental principle of Lakhovsky's scientific system may be summed up in the axiom „Every living being emits radiations.” Guided by this principle Lakhovsky was able to explain such diverse phenomena as instinct in animals, migration in birds, health, disease, and in general, all the manifestations of organic life.

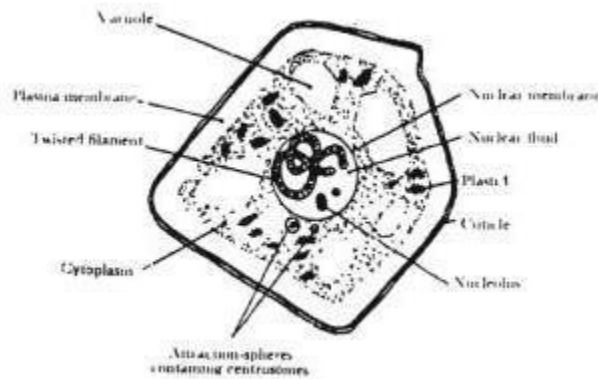


Fig. 1. Microscopic view of various elements entering into the Composition of a Cell. In the center is a twisted filament which, possessing self-inductance and capacity, constitutes an oscillating circuit.

The similarity to a short wave circuit is manifest the filament shown here oscillates like a coil having a very small number of spirals.

According to Lakhovsky the nucleus of a living cell may be compared to an electrical oscillating circuit. This nucleus consists of tubular filaments and chromosomes made up of insulating material and filled with a conducting fluid containing all the mineral salts found in seawater. These filaments constitute minute oscillating circuits endowed with capacity

and inductance and capable of oscillating according to a specific frequency. They are comparable to the circuits, coils and windings of radio-receivers. The living cell can thus play the part of a transmitter or receiver of exceedingly short radio-electric waves which give rise to high frequency currents in the circuits of the cellular nucleus. Now the vibration of an oscillating circuit is maintained by radiated energy. But where does it come from ? Scientists have established the existence of highly penetrating waves to which, by reason of their universality, they have given the name of cosmic rays. These rays, generated by the interference of astral radiations, are capable of traversing dense metals and soils to a great depth.

Lakhovsky has demonstrated that cellular oscillation of living organisms is maintained by cosmic radiation. According to him disease may be said to result from oscillatory disequilibrium due to either a deficiency or an excess of cellular radiation. An important factor in this connection is the nature of the soil. A reinforcement of cosmic rays takes place on soils which are good conductors of electricity such as clay, ferruginous and carboniferous soils.

To avoid the harmful effects of loss of oscillatory equilibrium it is necessary to ensure the regularisation of the cosmic field round the living organism by filtration.


Lakhovsky's own explanation of the problem of filtration is as follows: „The terrestrial atmosphere is known to be impregnated by a vast range of electro-magnetic oscillations of all wave lengths and intensities as a result of unceasing electrical discharges (thunder, etc.). Besides that we know that electric motors and other electrical machines create in the atmosphere a field of auxiliary waves. Moreover, during the past 25 years the earth has been flooded with radio-telegraphic, radio-telephonic and other waves. Under such conditions it is easy to understand why any oscillating circuit of any form or dimension is likely to find in this vast field of waves its own resonance with which it can vibrate harmoniously. It is therefore obvious that to make any oscillating circuit oscillate there is no need to have recourse to a local generator such as the Radio-oscillator used by Lakhovsky in 1924 when he first treated and cured geraniums inoculated with cancer. The oscillating circuit utilized by Lakhovsky in his second series of experiments - a circuit having no artificial source of excitation - proved equally effective in curing geraniums rendered cancerous by inoculation. In fact, through the action of this constant field of radio-electric waves which emanate from the surrounding atmosphere the oscillating circuit is made to resonate like an instrument in tune with certain sounds. Thus the oscillating circuit creates a local field which canalises and filters, so to speak, the cosmic waves necessary for cellular oscillation.

Furthermore, this filtration is a general phenomenon. It has been discovered, through the investigations of Lakhovsky, that radiations such as those associated with light, ultra-violet rays, X-rays, etc., have the property of making cosmic rays act, as it were, to the advantage or disadvantage of the cells. Now the field created by an oscillating circuit is constant and emits a steady and sustained force. It invariably acts in a favorable manner on

the oscillation of the cells, facilitating by the filtration of the cosmic rays, regular cellular division, a fact which explains the immunity imparted to the cells and their consequent capacity of resistance to diseases and microbes.

Since Lakhovsky's oscillating circuits were first used for the treatment of cancerous geraniums, an experiment fully described in communications to the French Academy of Science, the same method has been successfully applied in Continental hospitals and nursing homes.


Some sceptical critics have suggested that the effects of Lakhovsky's oscillating circuits, although incontestable, were in a great many cases due to imagination or autosuggestion. These detractors evidently ignore the remarkable results obtained in many experiments on plants and animals in which the process of autosuggestion cannot possibly be said to operate. The action of Lakhovsky's oscillating circuits is not subjective but definitely objective. In other words it is physical and in no sense psychological.



PHOTOGRAPH OF GERANIUM TREATED BY MEANS OF AN OPEN OSCILLATING CIRCUIT


This plant, inoculated with cancer on 7th December 1924, was encircled with an open metallic circuit of 30 cm. diameter and kept in position by an ebonite rod. The photograph, taken two months after inoculation, that is to say at the end of January 1925, shows the cancerous tumor developing together with the plant which does not appear to be affected by it, whereas the control plants, inoculated with cancer on the same date and shown here beside the treated plant, have all perished.

Plate II



PHOTOGRAPH OF SAME GERANIUM AFTER CURE.

The plant is still flourishing and shows considerable development. The cancerous tumor has been shed and may be seen in the foreground of the flowerpot. On the stem the scar is clearly visible.



Photograph of same Geranium, three years after treatment with Lakhovsky's oscillating circuit, showing remarkable development. Two untreated control plants are shown beside it.

In the light of Lakhovsky's theories the fight between the living organism and microbes is fundamentally a „war of radiations.” If the radiations of the microbe win the

cell ceases to oscillate and death is the ultimate result. If, on the other hand, radiations of the cell gain the ascendant the microbe is killed and health is preserved.

Broadly speaking, health is equivalent to oscillatory equilibrium of living cells whereas disease is characterized by oscillatory disequilibrium. This general principle has given rise to a vast number of experiments covering the whole field of biology. Plants, animals and human beings have been successfully treated by the application of Lakhovsky's oscillating circuits and the reader is referred to his major work „*The Secret of Life*” for a full discussion of this important subject.

During recent years observations on the part of several investigators have established the fact that most animals, including insects and birds, emit radiations while they are also sensitive to the influence of external electro-magnetic waves. These radiations emitted by all living beings cover an indefinite range and are characterized by a multitude of different wavelengths. In the immense range of existing radiations we can only perceive the luminous octave but we know that whole gamuts of radiations exist beyond the narrow limits of the visible spectrum. The limitations of our senses prevent us from perceiving radiations of living beings and this sensory incapacity also excludes from the field of direct awareness the vast gamut of electro-magnetic waves traversing our atmosphere. Yet all these radiations and waves exist and affect all forms of organic life in various ways.

CHAPTER II MEDICAL REPORTS ON LAKHOVSKY'S OSCILLATING CIRCUITS

Dr. RAUL ARAUJO'S REPORT

Physician at the Prophylactic Institute.

Montevideo, Uruguay.

1st May, 1931.

In 1929, Dr. Araujo was suffering from a long-standing infection of the larynx which his eminent colleagues had failed to cure. While in Paris he met Lakhovsky who advised him to wear one of his oscillating circuits in the form of a collar. Although feeling rather sceptical about this unorthodox method of treatment Dr. Araujo wore the oscillating circuit for several months with the result that he fully recovered and has had no relapse since.

This personal experience led him to treat his own patients with Lakhovsky's oscillating circuits. Having treated over 300 patients suffering from a wide variety of diseases Dr. Araujo succeeded in curing or greatly improving cases of rheumatism, asthma, anaemia, neuralgia, gastric ulcer, colitis, glandular disturbances, sterility, genito-urinary affections, general weakness, and even cancer.

Dr. Araujo states that a complete account of all his cases treated with Lakhovsky's oscillating circuits would necessitate writing a large volume and therefore it is only possible here to give a brief summary of his conclusions.

In general patients treated with Lakhovsky's oscillating circuits showed a marked improvement in the circulation of the blood most noticeable in the hands and feet.

The blood count became normal in a short time.

Sleep was improved and capacity for work increased.

The eyes became brighter; the face and lips acquired a healthy colour.

Falling off and greying of the hair was stopped.

In cases of cancer there was a marked improvement in the general condition of the patient with an increase of weight, and life was prolonged.

In nervous cases such symptoms as neurasthenia, insomnia and incoherence of ideas, disappeared and the patients regained their mental equilibrium.

Dr. Araujo observed that in cases in which Lakhovsky's oscillating circuits appeared to give no definite results there was invariably a latent infection which required special treatment such as syphilis, cholecystitis, sinusitis, pyelitis, dental sepsis, etc.

Dr. Araujo concludes his report by saying that Lakhovsky's theories and methods of treatment constitute a great discovery from which thousand of suffering people have benefited.

(A full account of Dr. Araujo's Report appeared in a monograph entitled „Cosmic Rays and Oscillating Circuits” by Dr. P. Rigaux. Paris. 1932.)

PROFESSOR SORDELLO ATTILJ'S REPORT

Director of the Radiological Service at the San Spirito Hospital in Sassia, Rome.

(This Report was made to the Congress of Radiologists held in Florence in May, 1928.)

Case 1. C. T., aged 25. Diagnosis: Relapsing sarcoma (malignant tumor) of the hand.

Two years ago the patient was operated upon for a sarcoma of the hand. After 6 months she had a relapse for which she underwent another operation. For a few months she remained well but in November, 1927, she had a relapse. A Lakhovsky's oscillating circuit in the form of a bracelet was applied which she wore without ever taking it off. Fifteen days after it had been put on the patient declared that the pain had almost disappeared. After about a month the tumor had become less hard and after two months it had almost completely disappeared.

Case 2. M. A., aged 28. Diagnosis: Relapsing sarcoma of the right breast. The patient was operated upon a year ago for a large tumor of the breast. She was given X-ray treatment but another operation had to be performed. In December 1927, a Lakhovsky's oscillating circuit was put round the patient's waist. I saw her at intervals of 15- 30 days

and I was able to convince myself of the fact that the tumor had retrogressed until one could no longer palpate it. The pain ceased at the same time.

Case 3. E. S., aged 40. Diagnosis : Motor troubles of a painful type following an amputation of the breast for cancer. Small recurrence in the scar. The patient was operated upon for the first time in March, 1925, and subsequently in September, 1926. Before the operations she suffered from tingling in the hands. In November, 1927, a Lakhovsky's oscillating circuit was put round her waist. The tingling disappeared and has not recurred. About 3 months later the patient had (edema accompanied by great pain in the arm. These symptoms ceased after the application of a second oscillating circuit in the form of a bracelet. The patient's hands and feet which, since infancy, had always been very cold began to get warm and gradually attained a normal temperature which has been maintained, thanks to the circuits.

This case is particularly interesting for it illustrates the remarkable effects of Lakhovsky's oscillating circuits on restoring the circulation of the blood in the hands and feet without any other form of treatment.

Case 4. M. H., aged 61. Diagnosis: Excessive obesity.

The patient weighed 18 stone and suffered from shooting pains in the lumbar region and experienced great difficulty in all her movements.

In December 1927, a Lakhovsky's oscillating circuit was put round her waist. Three days after the pains disappeared and she was able to walk easily which she had not been able to do for a long time.

Professor Attilj concludes his report by stating that the few cases mentioned are merely the beginning of a method of treatment with which he is experimenting but these cases clearly show that the action of Lakhovsky's oscillating circuits is both rapid and effective. He further states that when one reflects on the tragic fate of cancer patients who suffer great pain often difficult to alleviate one may well say that any treatment that can bring them marked relief should be regarded as a great blessing and be promptly applied.

DR. D. MARCUS' REPORT

8, Rue de Tocqueville,

Paris.

16th March, 1928.

The patient, aged 49, was a very nervous subject suffering from liver trouble. His appendix was removed in 1914. He had lost normal sleep which none of the usual hypnotic drugs could restore. After putting on a Lakhovsky's oscillating circuit he described his experience as follows: The first time I wore an oscillating circuit I passed a calm night and had a deep sleep for at least 7 or 8 hours. Since then my sleep has always been good,

regular and restorative. My wife, seeing that I appeared to be in excellent health, asked me to lend her my collar given me by my doctor. But while she slept peacefully I relapsed into my former insomnia. I then put on the collar again and found I could sleep normally as before. At first I thought the improvement might be due to autosuggestion but now I am convinced that my recovery is entirely due to wearing a Lakhovsky's oscillating circuit for all the sedative and hypnotic drugs I had previously taken produced no effect.

DR. F. BARINQUE'S REPORT

37, Rue Charles-Laffitte,

Neuilly sur Seine.

10th June, 1928.

Madame J., aged 53.

On the 9th March, 1928, the patient underwent an operation for cancer of the breast. As her progress was unsatisfactory for some weeks she was advised to wear a Lakhovsky's oscillating circuit. Almost as soon as she put it on her sleep and appetite improved. At the end of a week the wound showed signs of healing normally and today there is a remarkable change. Her general condition is greatly improved and her appetite and digestion are excellent while her temperature has returned to normal.

On the 20th July the surgical wound was completely healed. After a convalescence of several months she returned to Paris and surprised her friends by the complete recovery of her physical and mental health.

DR. BARTHE DE SANDFORT

Cannes.

Personal report to Mr. Lakhovsky.

22nd November, 1928.

„For a month I wore your oscillating circuits, i.e., a collar, a belt and two bracelets, for my poor legs affected by arteritis obliterans. All my friends said that my appearance had greatly improved but what impressed me most was that I no longer suffer from the nocturnal cramps which had hitherto tortured me.

„It occurred to me to try my belt on one of my relatives, a lady suffering from intermittent gastric crises. She has now worn it a month and she is free from pain.”

DR. C. PERINEAU'S REPORT

3, Rue Mesnil, Paris.

6th December, 1928.

M. P. E., aged 81.

Patient suffering from phlebitis of the legs with varicose ulcers: also phlebitis of the right arm with limitation of movements. In the course of 1927 owing to a bad attack of the disease the patient was confined to bed for some months. In August, 1928, he was given a Lakhovsky's oscillating circuit to wear. Gradually his general condition improved and the ulcers on his legs healed. He also recovered his appetite and sleep. At the end of October his oscillating circuit broke. He took it off without attaching any importance to it. Immediately the disease in his legs recurred and he was unable to leave his room. In November he received a new circuit. At the time of writing his trouble has disappeared and he has begun to go out again while his health is much better than it has been before.

M. P. C., aged 45.

Sudden attack of lumbago in June, 1927, with sciatica which kept the patient confined to bed with frequent relapses throughout the year. In August, 1928, he got a Lakhovsky's oscillating circuit. Since then the pains have greatly diminished and he has not had another attack. He has recovered the full use of his limbs and is leading a very active life while his general condition is excellent.

RED CROSS DISPENSARY

ST. JOSEPH'S ORPHANAGE, DEAUVILLE, FRANCE. REPORTS BY SISTER MARIE DE. L'ANNONCIATION, FRANCISCAN NUN AND DISPENSARY NURSE.

18th December, 1928.

„The greater number of my patients experience an unusual feeling of well-being as the result of wearing Lakhovsky's oscillating circuits and vie with each other in boasting about the benefits they have derived from them.

„One woman, aged 76, who for years had suffered from rheumatic pains, necessitating frequent injections, has had no further need of my care since she began wearing a Lakhovsky's oscillating circuit a month ago. She tells me that she feels 20 years younger. I can quite understand this for having suffered myself from pains in the loins for more than a year, as well as from leg troubles due to varicose veins, I decided to resume the experiment begun in Paris some time ago. Since putting on a Lakhovsky's oscillating circuit in the shape of a belt all my pains have disappeared and I find myself as alert and indefatigable as I did at the beginning of my nursing career. My patients, therefore, were easily persuaded of the efficacy of the treatment to which they submitted very eagerly."

Case 1. Madame T., 8th January, 1929.

This patient had suffered from pains in the back and varicose veins for 30 years which made house work painful to her. Since she started wearing a Lakhovsky's oscillating circuit all her symptoms have vanished and she looks much younger. She now does all her work without showing any signs of fatigue. When I saw her last the improvement in her appearance was astonishing.

Case 2. Madame L., aged 76.
24th January. 1929.

Suffered from rheumatism since the age of 40. For years she had difficulty in walking and treatment with various injections proved ineffective. On the 29th November she consented to put on a Lakhovsky's oscillating circuit and has not left it off since. All other forms of treatment have been abandoned. There has been a complete transformation in the general state of the patient. She can now go for short walks and sleeps well at night. She says that she feels 20 years younger. To show her gratitude she has become a propagandist for a method of treatment that has given such successful results in her case as well as in many others.

Case 3. M. P. L., aged 41.

Suffered from gouty rheumatism for some years. He went several times to Contrexeville for Spa treatment without any appreciable results. Under medical treatment there was no noticeable improvement. He now wears Lakhovsky's oscillating circuit in the form of a collar and his condition is steadily improving when he left off wearing the collar he had a new crisis which subsided when he put it on again.

Case 4. Madame L., aged 44.

Had a uterine haemorrhage in June, 1928. Subsequently suffered from persistent pelvic pains. Her circulation was very bad, as shown by a swollen face, hands and feet. She also complained of fainting fits, lassitude and sleeplessness. On the 7th December she consented to put on a Lakhovsky's oscillating circuit and has not left it off since. She improved rapidly and all her symptoms disappeared. She now sleeps soundly and is very active in the house.

Case 5. Miss S., aged 16.

Underwent an operation for appendicitis in June, 1928. Soon after she experienced dull pains which became more pronounced during menstruation and were accompanied by vomiting. She started wearing a Lakhovsky's oscillating circuit on 7th December and after

a few days all her symptoms disappeared. It is interesting to note that when her collar broke she did not feel so well and felt pain once more in the operated side. When I saw her again she had put on the repaired collar and said she felt quite well again.

Case 6. Madame L., aged 71. Littry (Calvados).

Suffering from general rheumatism. She had been wearing a Lakhovsky's oscillating circuit since December, 1928. Her family and friends have been struck by the remarkable improvement in her general state. The effect was so sudden and so marked that everybody was astonished. She is full of gratitude for the benefits she has derived from wearing the collar which has brought her so much comfort in her old age.

Case 7. Madame H., aged 43. Touques (Calvados).

Had phlebitis two years ago after a late pregnancy. She consented to wear a Lakhovsky's oscillating circuit in December, 1928. After a few days the bad leg became normal. The collar was broken in January and the leg started swelling again and did not become normal until the patient had resumed wearing the repaired collar.

Sister Marie concludes her reports in a truly Franciscan manner: „I regret that I have not at my disposal a wireless transmitter powerful enough to broadcast the chorus of praises coming from many parts of the country where Lakhovsky's method of treatment has produced such happy results in numerous families in which sickness in one form or another had caused much suffering, sadness and misery. I heartily rejoice in the success that crowns this good work.”

DR. N. VACCARO'S REPORT

36, Rue La Bruyere, Paris.

12th February, 1929

Madame L. F., aged 55.

Operated upon for a cyst of the liver and appendicitis. In 1922, the patient had another operation for a „dropped” kidney and subsequently complained of general weakness and abdominal pains which compelled her to give up her work. In April, 1928, her general condition was still unchanged in spite of a prolonged stay in the country. It was at this time that I advised her to wear a Lakhovsky's oscillating circuit which she did with a sceptical smile. I heard nothing more from her until 15th September when she came and begged me to give her another collar as the original one had been broken. She stated that her weakness, dyspepsia and insomnia had vanished about a week after putting on the collar. In 15 months she had gained 11 lbs. In January, 1929, she wrote to me saying she

was quite well and had resumed her work which she had been obliged to give up some years ago. She now never leaves her talisman, as she calls the collar, and has a reserve supply of three other collars in case of accident.

There is no doubt that the use of Lakhovsky's oscillating circuit has in this case brought about a recovery that is nothing short of marvelous.

Dr. E. CINCIN'S REPORT

10. Avenue de Livry. Sevran, Seine-et-Oise.

6th March. 1929.

One of my patients was operated upon in 1925 for a sarcoma of the ovary. In January, 1928, the patient complained of oedema, abdominal pains and general fatigue. Since May, 1928, she has been wearing a Lakhovsky's oscillating circuit constantly. At the present time she feels very well. The surgeon who operated on her does not know what to make of it. Since the application of Lakhovsky's oscillating circuits (collar and belt) the patient is better than she has ever been.

Chapter III THE MULTIPLE WAVE OSCILLATOR

In his capacity of engineer-physicist Lakhovsky always took a keen interest in the construction of electrical appliances. In 1923 he brought out his Radio-cellulo-oscillator with which he first treated geraniums inoculated with cancer. He subsequently decided to give up using ultrashort waves capable of causing thermal effects for it occurred to him that better results might be obtained by giving an oscillatory shock to all the cells of the body simultaneously. Such a brief shock produced by damped electrostatic waves, does not cause a prolonged thermal effect and therefore cannot injure the cells.

After many experiments Lakhovsky succeeded in constructing an apparatus generating an electrostatic field in which all frequencies from 3 meters to the infra-red region could be produced. Hence in this field every cell could find its own frequency and vibrate in resonance. Moreover, it is known that a circuit supplied by damped high frequency currents gives rise to numerous harmonics. These considerations led Lakhovsky to invent an oscillator of multiple wave lengths in the field of which every cell, every organ, every nerve, every tissue, could find its own frequency. To this end he devised a diffuser consisting of a series of separated concentric oscillating circuits connected with one another by silk threads. Thus a type of oscillator was obtained giving all fundamental wave lengths from 10 cms. to 400 meters, corresponding to frequencies of 750,000 to 3 milliards per second. In addition to this each circuit emits numerous harmonics which, together with fundamental waves, interference waves and effluvia may extend as far as the infra-red and visible light regions (1 - 300 trillion vibrations per second).

In 1931, Lakhovsky brought out his famous Multiple Wave Oscillator representing a greatly improved type of his former apparatus, the Radio-cellulo-oscillator.

Since 1931 the Multiple Wave Oscillator has been used in most European countries and in America for the treatment of many diseases, including cancer. No contraindications for the use of the apparatus nor any harmful effects on patients have ever been reported. This is in striking contrast with short wave therapy in general, X rays and radium whose application in the hands of experts has not infrequently been followed by the most serious consequences. Everywhere the results obtained with the Multiple Wave Oscillator appear to have been very satisfactory.

Photographs of the M.W.O. appear on pp. 29 & 30.

The apparatus consists of a transmitter and a receiving resonator, both arranged so as to set up an electro-magnetic field in their immediate vicinity.




Fig. 2. Lakhovsky's Multiple Wave Oscillator.

The patient is placed between the two oscillators separated from each other by a distance of about 4 to 5 feet. The current is then switched on and the apparatus functions instantly.




FIG. 3. Iakhovsky's Multiple Wave Oscillator. Close-up of Transmitter in action, showing effluve (electric brush)

The duration of treatment and number of applications depend on the state of the patient and the nature of the disease. Generally speaking, a quarter of an hour is sufficient for each application.

It should be particularly noted that unlike the average type of short wave generator in use in medical practice the Multiple Wave Oscillator cannot cause any injurious effects. As

all the radiations generated by this apparatus are of an electrostatic nature they cannot over-heat or burn the tissues.

The action of the Multiple Wave Oscillator is purely electrical.

MEDICAL REPORTS
SELECTION OF CASES TREATED WITH LAKHOVSKY'S MULTIPLE WAVE
OSCILLATOR

1. CANCER.
2. EXOPHTHALMIC GOITRE.
3. ENLARGED PROSTATE.
4. GASTRO-DUODENAL ULCER AND OTHER AFFECTIONS.

At the outset it is important to bear in mind that all the following cases were treated with the Multiple Wave Oscillator many years ago, some of them as far back as 1931, when the apparatus was first introduced by Lakhovsky to the medical profession. Without exception all the patients whose clinical history is given here have remained well and no recurrence of the original affection has been reported.

1. CANCER.

One of the first cases to be treated with M.W.O. was a case of cancer of the face.

Case 1. Madame C., aged 68.



FIG. 4. Case 1. Madame C. Before Treatment. Rodent Ulcer in inner angle of left eye.

Diagnosis: Rodent ulcer situated in inner angle of the left eye. Diameter, about 1/2 inch. Duration, three years. The diagnosis was confirmed by biopsy (microscopic examination).

This patient was treated for a facial lesion 23 years previously with X-rays. An improvement resulted but subsequently a suspicious crust developed in the site mentioned above. Treatment with Lakhovsky's M.W.O. began on September 8th, 1931, at the Hospital St. Louis, Paris. After the third session, lasting fifteen minutes each, there was an improvement in the general state of the patient and a diminution in the size of the lesion. On November 19th, 1931, the cancerous ulcer had completely disappeared. There was only a scar left without any trace of induration. The general appearance of the patient showed remarkable improvement. She stated that she felt rejuvenated and that she had not enjoyed such good health for thirty years.



FIG. 5. Case I. Madame C. After Treatment.

Case 2. M. M., aged 80.

Diagnosis: Naevo-carcinoma on left arm. Axillary glands enlarged. Diagnosis confirmed by biopsy. Duration, seven years. No previous treatment.

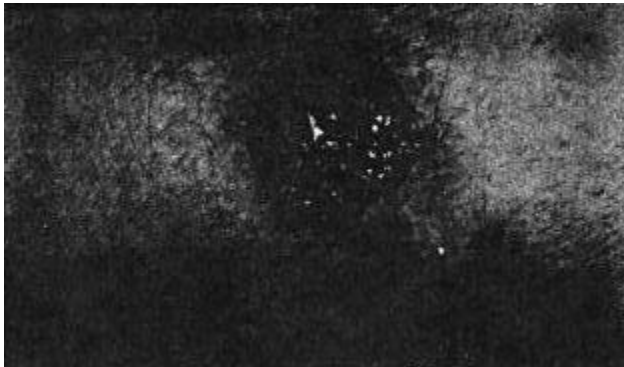


FIG. 6. Case 2. Mr. M. M. Before Treatment. Naevo-carcinoma of left arm

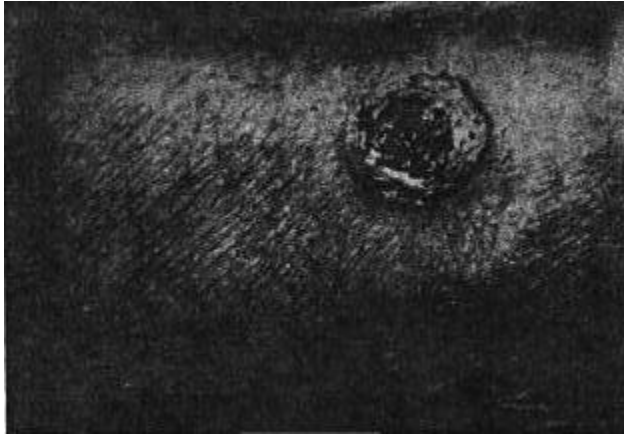


Fig. 7. Same Case. After seven applications of the Multiple Wave Oscillator.

Treatment with the M.W.O. began on October 9th, 1931, at the Hospital St. Louis, Paris. After seven sessions the ulceration was reduced by half. Six months after commencement of treatment the lesion had completely disappeared, leaving a clean scar.



FIG. 8. Same Case. Three months after treatment. After six month's treatment this highly malignant tumor had completely disappeared leaving a smooth scar.

Case 3. Madame S., aged 82.

This case is the most striking example of a cancerous tumor treated by means of Lakhovsky's Multiple Wave Oscillator, after operation and radium had both failed to cure it. When it is realised that the case was cured within a few weeks the result becomes still more significant. This old lady had been treated three years previously in an anti-cancer center. After an operation performed there in 1929, an ulcerated lesion of cancerous nature developed. In the course of 1929 and 1930 radium was applied. A temporary improvement followed but the tumor persisted and began to grow rapidly.

Diagnosis: Epithelioma of upper part of left cheek (2 ½ in. x 1 ¼ in.).

As the general condition of the patient was gradually becoming worse she was sent to the Calvaire Clinic known under the more gruesome name of „ante-chamber of the cemetery.”

Treatment with the M.W.O. began on April 26th, 1932, and lasted 15 minutes. After only two applications an improvement was observed. With further treatment the improvement was maintained, and on May 12th, 1932, a final treatment of 20 minutes' duration was given. The enlarged sub-maxillary glands and oedema noticed at the time of the examination before treatment began were no longer present.



FIG. 9. Case 3. Madame S. Before Treatment.

Epithelioma of upper part of left cheek. Radium was applied but no benefit resulted. Photograph taken 25th April 1932.



FIG. 10. Case 3. Madame S. After Treatment.

Photograph taken 30th May 1932, showing final result after only three weeks' treatment.

It will be noticed that not only has the cancerous tumor disappeared, but that the skin of this old lady of 82 shows distinct signs of rejuvenation.

Case 4. J. S., aged 61.

Diagnosis: Baso-cellular carcinoma in inner angle of left eye. Diagnosis confirmed by biopsy. Duration 15 years. No previous treatment.

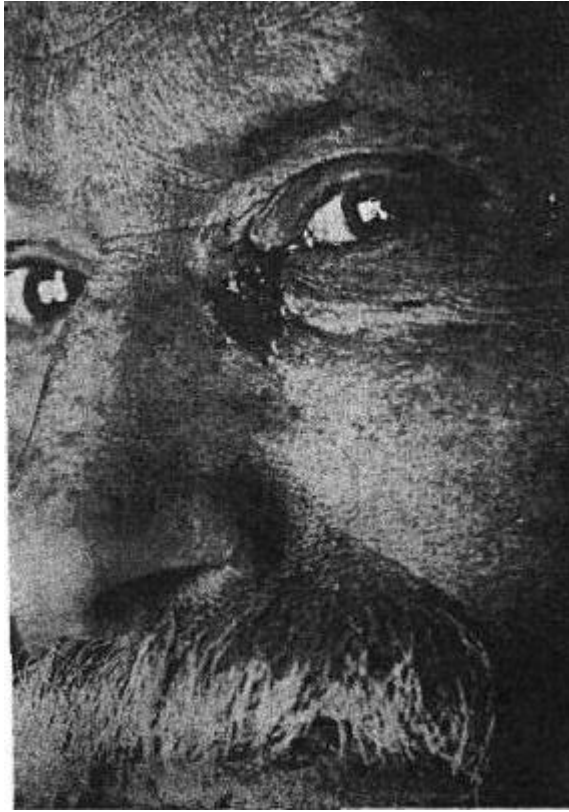


FIG. 11. Case 4. Mr. J. S. Before Treatment. Rodent Ulcer in inner angle of eye.

Treatment with the M.W.O. began on October 13th, 1931, at the Hospital St. Louis, Paris. On December 29th, 1931, the lesion was covered with a scar. Subsequently the patient received further treatment, and in the course of 1932 a complete cure resulted. The patient stated that he felt greatly rejuvenated and that he could now undertake manual labour without experiencing fatigue.



FIG. 12. Case 4. Mr J. S After Treatment.

Case 5. Radium burn.

From a medical point of view this case is of great importance for it demonstrates both the dangers of radium and the regenerating effects of Lakhovsky's Multiple Wave Oscillator.

The lesion originated from an ordinary wart on the middle finger. Radium was applied with the result that a severe burn appeared which resisted all forms of treatment. The tendon was partially necrosed and there was local pain and rigidity.



FIG. 13. Case 5. Radium burn - Before Treatment.



FIG. 14. Case 5. Radium burn-After Treatment.

Lakhovsky's Multiple Wave Oscillator succeeded in healing this notoriously incurable lesion after all other methods of treatment had failed.

After treatment with the M.W.O. for some months the radium burn was healed and mobility of the finger largely restored.

This case was treated by Professor Sven Johansson in a Hospital Clinic at Goeteborg (Sweden).

2. CASE OF EXOPHTHALMIC GOITRE.

The patient, a middle-aged woman, was first examined at the Institute de Physique Biologique in Paris in January, 1938, where she was treated with the M.W.O.

Diagnosis: Exophthalmic goitre. Duration 11 years. Operation having been refused, radio-electrical treatment was decided upon.

The first application was given on January 11th, 1938. After a few treatments the general condition of the patient was greatly improved and the size of the goitre considerably reduced.



Fig. 15. Case 6. Exophthalmic Goitre. Before Treatment.



Fig. 16. Case 6. Exophthalmic Goitre. After Treatment.

Photograph taken on 4th March 1938. This remarkable result with Lakhovsky's Multiple Wave Oscillator was achieved after only seven week's treatment. It will be observed that the goitre has completely disappeared and the general condition of the patient seems excellent.

After only 7 weeks' treatment the goitre had completely disappeared and the general condition of the patient was excellent.

3. ENLARGED PROSTATE.

Hypertrophy or enlargement of the prostate gland is one of the most serious conditions afflicting elderly and aged men. An enlarged prostate invariably necessitates surgical intervention in time. So far no medical treatment has been found to be curative, and in the vast majority of cases the only hope of saving the patient's life lies in a major operation entailing certain risks and complications.

The following clinical reports by medical men have established the fact that prostatic enlargement has been cured by the systematic application of Lakhovsky's Multiple Wave Oscillator. Only a selection of the cases treated can be given here. The results, however, are so impressive that they should receive immediate attention in this country.

Case I. Patient aged 64. Under the care of Professor de Cigna, Genoa. The diagnosis was made by an eminent specialist. The prostate was found to be the size of a small orange. The patient refused an operation and was compelled to lead a "catheter life." After 10 applications of the M.W.O. spread over two months the patient declared himself cured, being no longer obliged to resort to the catheter. Examination by the same specialist six weeks after the last application showed to his astonishment that the prostatic enlargement had disappeared.

Case 2. Patient aged 62. Under the care of Dr. Rigaux, of the Institute de Physique Biologique, Paris.

Diagnosis made by a urologist who advised immediate operation. Prostate greatly enlarged, size of a small orange. Patient had to resort to a catheter.

Treatment with the M.W. O. began on July 16th, 1932.

Two applications of 15 minutes' duration were given daily. The volume of urine began to increase after a few treatments. At the end of three weeks the patient appeared to micturate normally. On re-examination by the urologist the prostate was found to be normal in size. Being somewhat incredulous about the permanence of the result the urologist suggested another examination six months later. The improvement was duly maintained. Six years after the commencement of treatment there had been no recurrence, and the patient was in excellent health.

Case 3. Patient aged 60. Under the care of Dr. Rigaux, Paris.

Diagnosis was made by three eminent specialists who all advised an immediate operation. Catheterisation had been necessary for some time. The patient decided to give the M.W.O. a trial. Treatment began in October, 1934, in sessions of 10 minutes' duration. At the end of three weeks the patient was able to resume his occupation and the improvement was maintained. For the past four years there had been no recurrence and the patient's health continued to be excellent.

Dr. Rigaux's experience with the M.W.O. in cases of enlarged prostate extends over a period of several years. He has treated many patients suffering from disturbances of micturition due to prostatic enlargement, and has noted a marked improvement in many cases while normal function with diminution in the size of the gland has often resulted.

For some years, another medical practitioner, Dr. Henry, of Brussels, has treated many cases of enlarged prostate with Lakhovsky's M.W.O. and has had a remarkable measure of success. In some cases, frequency had been considerably alleviated, while in others the prostate which on examination was found to be greatly enlarged, was gradually reduced to normal proportions after treatment, and the patients restored to health and enabled to resume their former activities.

4. CASES OF GASTRO-DUODENAL ULCER AND OTHER AFFECTIONS.

Since 1934, Professor de Cigna, of Genoa, has treated several hundred patients with the M.W.O., and has become a keen advocate of this method of treatment.

He has reported a series of cases to the Royal Academy of Medicine of Genoa which formed the subject of a special communication at the International Short-Wave Congress in Vienna, in 1937.

All these cases were subjected to strict clinical examination supplemented by microscopic and X-ray examinations.

The cases treated by Professor de Cigna cover a great variety of different conditions including basal-celled carcinoma, lupus erythematosus, otitis media, gynaecological affections, and prostatic enlargement. A number of these cases were photographed before and after treatment, and full accounts duly appeared in the Italian medical press at the time. Furthermore, functional and psychological conditions, such as asthma, insomnia, neuralgia, etc., were also treated with pronounced success.

In addition to this Professor de Cigna has drawn attention to the beneficial effects of the M.W.O. in patients suffering from gastro-duodenal ulcer. The results he obtained in a series of such cases, all radiologically controlled, were so remarkable that they were reported to the Royal Academy of Medicine of Genoa.

The full clinical reports of Professor de Cigna's cases were embodied in his communication to the International Short Wave Congress held in Vienna. July 12th-17th, 1937.

REPORT ON LAKHOVSKY'S MULTIPLE WAVE OSCILLATOR

by

DR. NICHOLAS GENTILE Chief Radiologist of the Clinic for Incurables of the Apostolic Ladies of the Sacred Heart of Jesus, Rome.

The following is an abridged extract translated from the medical review „*Medicina Nuova*” XXVI, N.5., 1935, Rome.

I. EFFECTS ON THE SYMPATHETIC NERVOUS SYSTEM.

Generally speaking I have observed a marked analgesic action following the application of the Multiple Wave Oscillator (abbreviated to M.W.O.) in all affections associated with pain, particularly in the classical cases typical of such affections. For example, a patient suffering from cephalalgia, resulting from violent cranial trauma, for a duration of 10 years, was subjected to a great variety of treatments, but all in vain. This patient was definitely cured after 2 months treatment with the M.W.O. Improvement was manifest after only 3 applications.

II. EFFECTS ON THE CENTRAL NERVOUS SYSTEM.

A case of encephalitis, contracted at the age of 3, left the patient, now aged over 50, with a hemiplegia which greatly impeded his movements. After about 3 months' treatment with the M.W.O. a great deal of mobility in the inferior limb and a little less in the upper limb was restored. It was really astonishing to find that a curative effect could be obtained in such a case in which pathological changes had been established for several decades.

A case of alcoholic paraplegia, who could walk only with great difficulty began to move with agility after 8 applications with the M.W.O.

Two cases of nocturnal enuresis were cured after a few applications with the M.W.O.

III. EFFECTS ON CHRONIC INFLAMMATIONS.

The M.W.O. has been shown to have a resolving effect on inflammatory processes of a non-specific nature.

The M.W.O. has been particularly useful in the treatment of gynaecological disorders. Numerous cases of ovaritis and salpingitis have been treated in the Clinic and cure has invariably resulted after about 2 months' treatment.

Menstrual disorders of all kinds, not associated with conditions requiring special therapy or surgical interference (such as stenosis, retroflexion, neoplasms, etc.) have been constantly regulated with the M.W.O.

In cases of perivisceritis the effects of the M.W.O. have been very favourable. Moreover, the efficacy of the M.W.O., in such cases, is greater than that obtained with diathermy, and together with appropriate therapeutic measures, I have succeeded in saving patients from surgical interference when it appeared there was no other hope for them.

In cases of arthritis, the action of the M.W.O. has proved to be far more effective than that of diathermy. Here again, certain appropriate therapeutic measures may be indicated, such as sulphur or iodine medication, and the results may be somewhat tardy, but I cannot recall a single case which has not shown, after a time, a marked degree of improvement.

IV. EFFECTS ON METABOLISM.

I have constantly observed diminution of glycaemia and glycosuria in diabetic patients. This diminution often occurs unexpectedly and in a very impressive manner, but it is invariably of short duration.

In cases of hepatic colic I have noted a decisive improvement with M.W.O. treatment supplemented by mercurial medication. And similarly in cases of renal colic, plus glycerine „per os.”

Chronic constipation, atonic or spastic, has been cured with M.W.O. treatment in the majority of cases. At times, sulphur medication accelerates results.

In cases of asthma, as a general rule, the results have been good. In cardiac asthma the results have been negative.

V. EFFECTS ON DISORDERS OF THE CARDIO-VASCULAR SYSTEM.

Patients suffering from angina pectoris have derived un hoped-for benefits from M.W.O. treatment. The number of attacks has been reduced and their distressing character diminished.

Disorders resulting from arterio-sclerosis have often been markedly improved with M.W.O. treatment which always reduces systolic blood pressure while increasing diastolic pressure.

I have never observed any ill-effects caused by the M.W.O. in cases of hypotension. The fall of blood pressure in patients suffering from marked hyperpiesia while undergoing M.W.O. treatment has been definitely maintained with the additional administration of alcoholic extract of *Allium sativum* (garlic).

Cases of chronic phlebitis have derived marked benefit from M.W.O. treatment. In acute phlebitis such treatment is contra-indicated.

VI. MISCELLANEOUS CASES.

A case of enlarged prostate of long duration was rapidly improved after 4 treatments with the M.W.O. The size of the gland was reduced by a third of its original size.

In two cases of rapidly progressive baldness the fall of the hair was arrested after 8 applications of the M.W.O.

TECHNIQUE OF THE M.W.O. TREATMENT

The technique I have adopted is that of localised irradiation. Generally speaking, treatment is given every 4 days for a duration of 5-15 minutes per session. This is the technique which has given me the best results after having experimented with many other forms of application. For children, old people and debilitated women, a relatively weaker application is indicated.

As a rule the patient is insulated by being placed on a wooden stool.

If results are not apparent after 7 or 8 applications, I continue until 15-30 applications are given at the rate of a single treatment once a week.

I have never observed any ill-effects resulting from the M.W.O. treatment, whatever the number of applications was in any given case.

Moreover, the general condition of patients is always improved, even if only temporarily, so much so that the patients themselves sometimes insist on having further treatments.

The distance between the two applicators (Transmitter and resonator) is usually fixed at 80 cms. but this distance may be increased to 1.60 cms. when less intensive treatment is indicated.

Finally, the regulation of dosage, amperage, distance and „earthing” give one a wide range of operative power which can be adapted to any given case.

SUMMARY

The clinical results with Lakhovsky's Multiple Wave Oscillator have proved the great usefulness of this apparatus in the treatment of various diseases, and particularly in certain diseases regarded as incurable. The physical phenomena connected therewith open up a new field of research of the highest importance.

DR. ALEXANDER FRANCIS' REPORT

Frinton-on-Sea.

16th April, 1940.

DEAFNESS AND NERVE CASES

„I have discovered that the Multiple Wave Oscillator improves hearing, and for the last 3 months the chief part of my work with the apparatus has been in deaf cases.

„I have been doing ear work for over 40 years and am very pleased to find at last something which is a real help in chronic deafness. I have obtained many striking results.

„My best results are in nerve cases. A patient of mine who fell on his back seven years ago and has been completely paralyzed from the waist ever since is distinctly better. He had depended entirely on a catheter but for the past few months he has been able to pass water naturally. Sensation is returning to his legs and he feels very much better generally.”

AMERICAN REPORTS

When Lakhovsky arrived in New York in 1941 his Multiple Wave Oscillator was used experimentally in a large New York hospital by the head of the physiotherapy department who authorised him to publish the following results. For reasons of medical etiquette the names of the hospital personnel and patients could not be mentioned until Lakhovsky's work had been officially presented at a meeting of the New York Society of Physiotherapists.

REPORT OF CASES TREATED WITH LAKHOVSKY'S MULTIPLE WAVE OSCILLATOR IN A LARGE NEW YORK CITY HOSPITAL (1ST JULY-21ST AUGUST, 1941)

Patient	Illness	Number of Treatm	Results
X.	Arthritis - both knees	14	Good improvement.

O.P	Endocervicitis-Abdominal pain	6	Condition good.
F.T	Periarthritis of shoulder	12	Marked improvement after treatment. Condition good.
M.M	Osteoarthritis	7	Marked improvement after two treatments, stiffness diminished.
M.K	General chronic arthritis	11	Slight improvement.
M.O	Arthritis of ankle	3	Results good.
A.E	Post-operative fracture	6	Results good.
C.V	Arthritis – both knees	11	Marked improvement.
M.D	General arthritis	8	Marked improvement.
J.H	Epicondylitis of elbow	7	Results good.
D.G	Chronic Bronchitis	10	No cough, no soreness. Marked improvement.
S.L	General arthritis	10	Marked improvement.
B.M	Arthritis & circulatory disturbance	6	Improving.
M.L	Arthritis of ankle and knee	7	Improvement. No recurrence.
M.B	Arthritis of shoulder	7	Marked improvement.
M.O	Tenosynovitis - of hand	6	Improvement.
S.S	Arthritis - both knees	7	Improvement.
S.C.N	Congenital hip dislocation	3	Marked improvement.
R.L	Fracture - both ulnae; Synovitis-knees	5	No pain.

ADDITIONAL CASES

Case 1. G. D., Female, aged 25.

Patient complained of pains in the chest and muscles of the right arm and back, and constant cough. She did not respond to medical treatment and massage. Treatment with Lakhovsky's Multiple Wave Oscillator was instituted.

After the fourth treatment coughing stopped, pain in the chest became infrequent, and the tired feeling in the back disappeared. At the end of 12 treatments the patient no longer complained of previous symptoms.

Case 2. M. M., Female, aged 51.

Patient complained of pain and stiffness in the right hip. X-ray examination disclosed a marked narrowing of this articulation associated with large spurs at the margin of the acetabulum which appeared to ankylose the joint. There were proliferative changes in the upper margin of the femoral head. Diathermy and massage failed to relieve the pain and stiffness. After 10 treatments with Lakhovsky's M.W.O. the stiffness was markedly reduced.

Case 3. F. T., Female, aged 38.

For two months the patient complained of pain in both shoulders. Abduction of the right humerus was limited to 45 degrees. A diagnosis of periarthrititis was made and treatment with Lakhovsky's M.W.O. was started. After 3 treatments the patient said she felt much better. The improvement continued. After a series of 11 treatments the patient did not return. Apparently permanent relief had been obtained.

Case 4. A. B., Male, aged 60.

Patient gave history of pain in both knees beginning in 1940. Diathermy and massage for one year gave only slight relief. Treatment with Lakhovsky's M.W.O. was instituted. After one treatment patient stated that he felt better. After 4 treatments patient felt so much better that he took only one treatment in two weeks.

Case 5. M. M., Female, aged 42.

Patient complained of pain in left lower back and hip. X-ray examination of the lumbar spine and pelvis showed calcification at the anterior margins of the inter-vertebral discs between the ninth and tenth and the tenth and eleventh vertebrae. There was also a slight scoliosis of the lumbar spine. Treatment with Lakhovsky's M.W.O. was instituted. After the first treatment patient felt better. After the 5th treatment improvement was very marked. Patient did not return after 9 treatments.

Case 6. S. N., Female, aged 59.

Patient complained of pain in the right shoulder and inability to extend the arm. Examination showed patient unable to abduct the arm more than 5-10 degrees, accompanied by severe pain. X-ray examination disclosed irregular calcification in the region of the greater tuberosity of the right humerus. Treatment with Lakhovsky's M.W.O. was instituted. After one treatment patient said she felt much better. The improvement continued steadily until 10 treatments were completed.

Case 7. C. P., Female, aged 38.

Gynecological examination showed uterus slightly enlarged and hard. Right parametrium tender. Diagnosis : Parametritis. Treatment with Lakhovsky's M.W.O. was

instituted on July 17th, 1941. After 4 treatments patient felt better, and after 12 treatments patient was found to be much improved. Examination on October 7th showed the adnexa and parametrium to be painless. Patient was considered cured.

REPORT OF CASES TREATED WITH LAKHOVSKY'S MULTIPLE WAVE OSCILLATOR BY A PROMINENT BROOKLYN UROLOGIST

The following results were obtained by a prominent Brooklyn urologist whose name must be omitted for ethical reasons. He is a Fellow of the American College of Surgeons and enjoys a great reputation as a skilled specialist. He treated hundreds of patients with Lakhovsky's Multiple Wave Oscillator but only a few typical cases can be given here.

Patient	Illness	Number of Treatment	Results
H.G	Acute urinary retention due to enlarged prostate	2	Retention ceased.
R.B	Bleeding from uterine fibroids of two years' standing ...	3	Bleeding ceased.
S.M	Mild multiple sclerosis with halting gait	6	Marked improvement. V able to run on several occasions.
R.R	Cellulites of Nose with pain	2	Cleared completely after treatments of ten minute each in one day.
B.T	Acute urinary retention due to enlarged prostate	2	Retention ceased.
S.B	Bleeding from Cancer of the bladder	3	Bleeding checked. Tumor cleared up nicely and was reduced in size when seen again on cystoscopy three weeks later.
J.G	Chronic Eczema of Axilla gastr	2	Cleared entirely.
L.G	Severe pains from duodenal ulcer ...	2	Greatly improved.

In addition to the above cases this Brooklyn specialist 6 cases of enlarged prostate with nocturnal frequency (3 to 5 times per night). After 2 treatments with Lakhovsky's M.W.O. frequency was reduced to only once at night or did not occur at all.

These remarkable results obtained in cases of enlarged prostate, which confirm those already reported by Continental physicians, hold out a new hope of treating this distressing condition for which orthodox medicine has no treatment except surgical operation with all its dangers and complications.

CHAPTER IV REMARKABLE EFFECTS OF OSCILLATING CIRCUITS ON ANIMALS

I. PEDIGREE HORSES.

Impressed by the theories of cellular oscillation originated and fully set out by Lakhovsky in his work „The Secret of Life,” Mr. P. Fournier-Ormonde, Director of the Institute Physiologique de la Croix Blanche, Vaucresson (France), began to experiment by applying oscillating circuits on his own body with the result that he soon noticed an increase of vigour and general well-being. He then decided to experiment on pedigree horses. In the first experiment he fitted seven horses with oscillating circuits in the form of collars with a circumference of 80-85 cms.

This scientist describes his results as follows: The application of the circuits round the neck, shoulders and pasterns of the horses is followed, after a variable period of time, by some remarkable results. The eyes acquire a greater brilliancy, the coat becomes more glossy, the skin more supple and the general appearance of the horses is strikingly improved. Moreover the horses appear to be conscious of this increase of vigour which they manifest by spontaneous galloping and by signs of being " full of beans."

Mr. Fournier-Ormonde further remarks that all the vital organs are favorably affected by the application of oscillating circuits which, according to him, appear to act as a kind of " accelerator" of the " animal motor." Furthermore, the constant use of these oscillating circuits increases the vivacity and improves the general health of horses in an unmistakable manner.

This experimenter also observed the beneficial effects of oscillating circuits on certain mares which were found difficult to impregnate. He concludes his observations by stating that the application of oscillating circuits to young ailing animals surpasses all expectations.

Mr. Fournier-Ormonde checked his remarkable results on pedigree horses in a strictly scientific manner. Although evidence of beneficial effects was so strikingly apparent he insisted on obtaining further confirmation by making a thorough analysis of the blood of the treated horses including full blood-count, viscosity, haemolysis, percentage of anions

and cations, supplemented by examination of the cerebro-spinal fluid and even spectroscopic analysis.

The effects of oscillating circuits on the horses' blood were most noticeable, the chief features being an increase of red corpuscles and a diminution of viscosity thus rendering the blood more fluid.

FORM OF RACING FILLY RESTORED BY OSCILLATING CIRCUIT

A famous pedigree filly named Ballerina had been first in seven races at Vincennes and placed eight times at Enghien. Subsequently, for a whole year, she was found to be ailing and ran badly. Her trainer was persuaded to fit her with an oscillating circuit of current diameter. After a few weeks the improvement in her general condition was so remarkable that her owner declared she looked magnificent.

On being made to run again she was placed second in a field of twenty-one runners and would have been first had she not stumbled down the slope. She ran the kilometer (5/8ths of a mile) in 1 minute 26 seconds.

The owner expressed his satisfaction as follows: „What a wonderful improvement and what a pleasant surprise for my trainer and myself who had backed her chance ! Under the circumstances I think it is of great importance to pay attention to oscillating circuits for the treatment of animals.”

OLD STALLION REJUVENATED WITH OSCILLATING CIRCUIT

Application of an oscillating circuit to a twenty-four year old stallion resulted in unmistakable signs of rejuvenation. According to Mr. Fournier-Ormonde this case is absolutely conclusive and furnishes an additional proof of the great usefulness of oscillating circuits in the treatment of horses.

In conclusion it should be carefully noted that the results obtained by Mr. Fournier-Ormonde have been confirmed by similar experiments carried out by trainers, breeders and veterinary surgeons.*

II. DOGS.

The application of oscillating circuits to dogs has been as successful as in the case of horses. A veterinary specialist, Mr, M. G. Mercurin, of Cannes, reports the case of a fox-terrier which had been the victim of a motor-car accident. The dog sustained multiple injuries which left a great scar on its back, devoid of hair, and oozing like an eczematous

*Original reports of experiments referred to are contained in „L'Oscillation cellulaire”-Ensemble de recherches experimentales. Georges Lakhovsky, Paris, 1931.

lesion. An oscillatory circuit, shaped like a figure eight, was fitted on to the dog's neck and behind the shoulders. After a fortnight, there was a marked improvement. A few weeks later the owner brought the fox-terrier for the vet's inspection. To his surprise he found the dog was completely cured; the hair had grown again on the site of the oozing scar of which there was now no trace.

Needless to say that the owner was delighted with the result of the treatment with the oscillating circuit.

PEDIGREE DOG CURED WITH OSCILLATING CIRCUIT

A veterinary surgeon in Brisbane reports (January, 1940) that he had been treating, unsuccessfully, a valuable pedigree dog which had badly injured its paws and tail owing to irritation due to eczema. The poor animal was in such a wretched state that it could not stand up, eat or even lap. The vet. wanted to destroy it but could not do so without the permission of the owner who was absent at the time.

Having been informed of the satisfactory results obtained on human beings treated with oscillatory circuits, the vet. decided to experiment on this ailing pedigree dog and put an oscillating circuit, adequately insulated, round its neck. After three days there was decided improvement and after ten days the dog was restored to normal health.

This remarkable cure of a valuable pedigree dog constitutes yet another proof of the great value of oscillating circuits in the treatment of ailing animals which otherwise would have to be destroyed.

CONCLUSIONS

From a veterinary point of view the application of oscillating circuits has been as successful in animals as in human beings. Sick, injured and ageing animals have been reported much improved or cured, and the list of treated animals include pedigree horses and dogs, cats, and even an old parrot.

It would seem, therefore, that this eminently humane form of treatment should commend itself to all animal lovers.

CHAPTER V FUTURE DEVELOPMENTS OF LAKHOVSKY'S THEORIES DIAGNOSIS BY TELEVISION LAKHOVSKY'S OWN FORECAST

While in New York Lakhovsky made some interesting observations on the future developments of his theories.

His general theory is based on the assumption that each chromosome and each particle contained in every individual cell constitutes an oscillating circuit which emits a specific radiation. It follows as a natural corollary that all the elements that make up our organism in their living state are colloidal, that is to say all atoms and electrons are in a state of perpetual suspension and function as electrical entities. As soon as certain chromosomes and cellular particles stop oscillating for various reasons the cell dies. It is no longer living, oscillating matter but an inert substance. Its component particles are no longer electric.

Now we know that a picture can be transmitted over a distance electrically by television. Tubes composed of selenium or other material will transform electric particles vibrating at specific frequencies into pictures. As light is an ondulatory electrical phenomenon it can be reproduced electrically at a distance with all degrees of light and shade of its component electric particles. Thus the „nuances” of any picture are really a transformation into visible form of the specific frequencies of each electrical entity.

Since all living matter is electrical in essence and since every disease results from the disturbance of the oscillatory equilibrium in the cells which in turn causes variations in the normal frequency vibrations of the protoplasm and of the blood, nothing would be simpler than to transmit by television these unbalanced frequencies in the form of pictures. In this way we could get a televised picture of every specific disease. For example, tuberculosis would have a distinctive picture form while cancer would have a different one characteristic only of malignant disease. Moreover, it is a matter of common knowledge that it is possible for a malignant tumor to develop in some part of the human body without the host being aware of it. As long as such tumors do not destroy or interfere with certain vital tissues or cause haemorrhage there is nothing to reveal their presence for some considerable time. But if by means of a television tube, or something similar, it were possible to detect the presence of a malignant tumor by photographing the human organism and transforming into pictures the disturbed radiations of bodily cells then we should be able to „see” cancer, or any other organic disease, transmitted on to a screen.

Moreover, the blood of a cancerous person would differ from that of a diabetic or tuberculous individual. It is permissible to assume that each of these blood cell groups have a specific frequency and consequently a specific form and colour. The identification of these blood groups by television would be of great value to medical science which would be revolutionized by such an advance.

One can only hope that Lakhovsky's predictions in this field of radiobiology will be fully realised in the near future.

CONCLUSION

The general conclusion to be drawn from Lakhovsky's theories as well as from the medical reports in the preceding pages is that the action of Lakhovsky's oscillating

circuits should not be regarded as a simple „specific” for any particular disease. The action of these circuits is indeed much more comprehensive as far as their effects on the human body are concerned. By reinforcing and controlling the oscillations of the cells the circuits contribute efficaciously to the maintenance of the oscillatory equilibrium of the whole organism and as a consequence to the maintenance of good health. By facilitating the functions of the cells they enable the body to resist the invasion of microbes and other pathogenic agents causing disease in its numerous manifestations.

On the treatment of cancer by radio-electrical methods Lakhovsky laid down certain principles which made his position quite clear. He emphatically stressed the necessity of consulting a doctor whenever a lump was felt in the breast or a persistent ulcer appeared in any organ. Though he was greatly encouraged by the favourable medical reports that reached him from many sources he never allowed himself to become unduly optimistic. In this connection he made the following statement: „I have never myself advised or recommended the exclusive application of my oscillating circuits to any cancer patient that could be treated surgically or otherwise. Though in certain cases given up as hopeless a marked improvement has often been observed as a result of wearing an oscillating circuit one must be exceedingly prudent before coming to conclusions and pronouncing a final judgment. I may then conclude that since my oscillating circuits have had a beneficial action on dying patients they can a fortiori be used with success as a preventive measure. But I repeat that on no account should a cancer patient neglect to consult a doctor as soon as he has reason to be alarmed.”

With regard to other diseases it appears to be quite clear from the volume of medical evidence adduced in the present work that both Lakhovsky's oscillating circuits and his Multiple Wave Oscillator have a wide range of action and have achieved remarkable results in a large number of cases which orthodox medical treatment had failed to cure. To ignore such results and to leave Lakhovsky's therapeutic methods untested is to commit a sin of omission as egregious as it is inexcusable. It behoves us therefore to investigate and experiment in this new field of radiobiology without preconceived notions and without regard for professional vested interests or the ruling of authority. For as T. H. Huxley said: „The improver of natural knowledge absolutely refuses to acknowledge authority as such, for every great advance in natural knowledge has involved the absolute rejection of authority!”

APPENDIX

The diagram on this page shows where the oscillating circuits should be worn, i.e. round the neck, waist, and above the elbows and knees.

The effect is intensified if more than one circuit is worn. Generally speaking, the neck and waist are the favored sites and likely to bring about the best results.

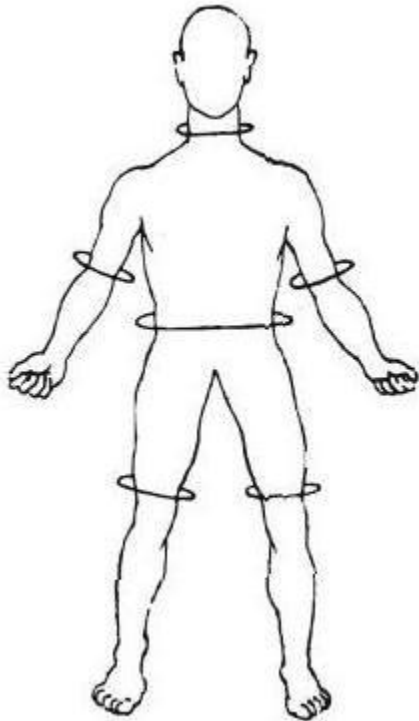


Fig. 17. Diagram showing where oscillating circuits should be worn.

In this connection it must be particularly stressed that only circuits made in strict accordance, with Lakhovsky's directions should be used, otherwise the results will prove to be entirely negative.

(1949) The new science of radiobiology. A short account of the theories of G. Lakhovsky with results obtained in the treatment of plants, animals, and human beings. Illustrated.

ISBN 0-7873-1164-2 Health Research P.O. Box 850 Pomeroy, WA 99347 Toll Free: 888-844-2386 www.healthresearchbooks.com